



Minutes of Regular Council Meeting

March 26, 2018

6:30 PM

Town Hall, Council Chambers

Present:

Mayor David Reid
Reeve Walter Stack
Councillor Ted Strike
Councillor Dan Lynch
Councillor Lynn Grinstead
Councillor Frank Dugal
Councillor Tom Burnette

Also Present:

Michael Wildman, CAO
Maureen Spratt, Town Clerk
Jennifer Morawiec, GMCS/Treasurer
Kaila Zamojski, Deputy Clerk
John Steckly, General Manager, Operations
Mike Trumble, Waterworks Supervisor
Deanna Nicholson, Environmental Eng. Officer
Taylor Giffen, Operations Supervisor
Robin Paquette, Town Planner

Absent:

1. Call to Order

Mayor David Reid called the Council meeting to order at 6:30 PM and welcomed those present.

2. Roll Call

The roll was called, with all Members of Council being present.

3. Adoption of Agenda

Resolution No. 093-18

Moved by Dan Lynch

Seconded by Tom Burnette

Be It Resolved That the agenda for the Regular Meeting of Council dated Monday, March 26, 2018 be adopted.

Resolution CARRIED

4. Disclosures of Pecuniary Interest

None

5. Question Period

None

6. Adoption of Minutes of Previous Meetings

Resolution No. 094-18

Moved by Frank Dugal

Seconded by Ted Strike

That the Minutes of the Regular Meeting of Council listed under item 6 a) on the agenda be adopted (Regular Council Meeting – March 12, 2018).

Resolution CARRIED

Minutes of Regular Council Meeting

7. Awards/ Delegations/ Presentations

a) **Presentations**

i) **Water and Wastewater Rate Study, Watson & Associates Economists Ltd.**

The representative from Watson & Associates, Gary Scandlan provided a presentation on the Water and Wastewater Rate Study, attached as Appendix A and forming part of these minutes, and responded to questions.

8. Public Meetings

None

9. Matters Tabled/Deferred/Unfinished Business

a) **Supplementary Report – Sens Rink (Voting) – Town Planner**

b) **Deferred Report 17-12-11-02 Ottawa Senators Foundation Rink of Dreams Proposal Update and Location Support**

The Town Planner provided an overview of the Sens Rink supplementary report, outlining the results of the voting which took place among residents, as well as noting the Deferred Report and Resolution from the previous meeting, on the table for deliberation.

Resolution No. 095-18

Moved by Dan Lynch

Seconded by Walter Stack

That Council receive report 18-03-26-01 for information.

Resolution CARRIED

Resolution No. 417-17

Moved by Frank Dugal

Seconded by Lynn Grinstead

That Council support the proposed location at the Nick Smith Centre for a SENS RINK, subject to the satisfactory resolution of various issues, as presented in Staff Report 17-12-11-02, and

That the Town proceed with the project only upon confirmation that all necessary capital funding to allow the project to proceed is in place without risk of funding shortfalls having to be taken on by the Town.

Deferred Resolution AMENDED

Resolution No. 096-18

Moved by Frank Dugal

Seconded by Walter Stack

That Council amend Resolution No. 417-17 Regarding the Proposed location for a SENS Rink, by replacing the location “Nick Smith Centre” with the location “Meehan Street”.

At the request of Mayor David Reid a recorded vote was taken:

Minutes of Regular Council Meeting

Councillor Ted Strike	Yes
Councillor Dan Lynch	Yes
Councillor Lynn Grinstead	No
Councillor Frank Dugal	Yes
Councillor Tom Burnette	No
Reeve Walter Stack	Yes
Mayor David Reid	Yes

Resolution CARRIED

Resolution No. 097-18

Moved by Dan Lynch

Seconded by Walter Stack

That Council support the proposed location at Meehan Street for a SENS RINK, subject to the satisfactory resolution of various issues, as presented in Staff Report 17-12-11-02, and

That the Town proceed with the project only upon confirmation that all necessary capital funding to allow the project to proceed is in place without risk of funding shortfalls having to be taken on by the Town.

At the request of Mayor David Reid a recorded vote was taken:

Councillor Ted Strike	Yes
Councillor Dan Lynch	Yes
Councillor Lynn Grinstead	No
Councillor Frank Dugal	Yes
Councillor Tom Burnette	No
Reeve Walter Stack	Yes
Mayor David Reid	Yes

Report and Resolution CARRIED As Amended

Resolution No. 098-18

Moved by Walter Stack

Seconded by Dan Lynch

That Council direct staff to commit to the capital cost of the lighting for the SENS RINK project, currently estimated at \$30,000.

At the request of Mayor David Reid a recorded vote was taken:

Councillor Ted Strike	Yes
Councillor Dan Lynch	Yes
Councillor Lynn Grinstead	Yes
Councillor Frank Dugal	Yes
Councillor Tom Burnette	Yes
Reeve Walter Stack	Yes
Mayor David Reid	Yes

10. Staff Reports

a) Annual Drinking Water Quality Management System (DWQMS) – Environmental Engineering Officer

Resolution No. 099-18

Moved by Lynn Grinstead

Seconded by Walter Stack

That Council receive Report #18-03-26-03 authorizing the Chief Administrative Officer and the General Manager, Operations on behalf of Top Management, and the Mayor, on behalf of Council, to endorse the QMS Commitment and Endorsement Policy, to meet the legislative requirements of the Safe Drinking Water Act, 2002.

At the request of Mayor David Reid a recorded vote was taken:

Councillor Ted Strike	Yes
Councillor Dan Lynch	Yes
Councillor Lynn Grinstead	Yes
Councillor Frank Dugal	Yes
Councillor Tom Burnette	Yes
Reeve Walter Stack	Yes
Mayor David Reid	Yes

Report and Resolution CARRIED

The Environmental Engineering Officer provided an overview of the report, and responded to questions.

Mayor David Reid requested the following be recorded in the minutes:

The Environmental Engineering Officer noted, in response to Mayor Reid, that any opportunities for improvement and corrective actions noted are a top priority for staff to endeavour to complete this year. In addition, there are no other concerns that Council needs to be aware of in regards to the Annual Drinking Water Quality Management System (DWQMS), as there is a good plan in place to complete everything on the list.

b) Annual Report – Arnprior Water Pollution Control Centre and Arnprior Drinking Water System – Waterworks Supervisor

Resolution No. 100-18

Moved by Lynn Grinstead

Seconded by Ted Strike

That Council receive the following reports:

1. Arnprior Water Pollution Control Centre Summary Report 2017, prepared by Michael Trumble, Waterworks Supervisor.
2. Annual Report for Town of Arnprior Waterworks January 1, 2017 to December 31, 2017.
3. Arnprior Water Filtration Plant Summary Report 2017, prepared by Michael Trumble, Waterworks Supervisor.

Minutes of Regular Council Meeting

Further That a copy of the above-noted reports be made available to the Public for review in hard copy format at the Town Hall and in electronic format on the Town's website; and

Further That an advertisement be placed in a local newspaper notifying the public of the availability of the above-noted reports for review.

At the request of Mayor David Reid a recorded vote was taken:

Councillor Ted Strike	Yes
Councillor Dan Lynch	Yes
Councillor Lynn Grinstead	Yes
Councillor Frank Dugal	Yes
Councillor Tom Burnette	Yes
Reeve Walter Stack	Yes
Mayor David Reid	Yes

Report and Resolution CARRIED

The Waterworks Supervisor provided an overview of the report and responded to questions.

Mayor David Reid requested the following recorded in the minutes:

Mayor David Reid asked if there were any concerns for Council to be aware of, and the Waterworks Supervisor noted there were no concerns at this time.

c) Award of the Nick Smith Centre Area Condenser – General Manager, Operations

Resolution No. 101-18

Moved by Dan Lynch

Seconded by Walter Stack

That Council authorize the purchase and installation of a new arena condenser at the Nick Smith Centre from CIMCO Refrigeration at a cost of \$123,500.00 +HST.

That Council authorize the CAO to execute any documentation necessary to complete the works.

Report and Resolution CARRIED

The General Manager, Operations provided an overview of the report and responded to questions.

d) 2017 Statement of Remuneration and Expenses – General Manager, Client

Services/Treasurer

Resolution No. 102-18

Moved by Lynn Grinstead

Seconded by Frank Dugal

That Council receives as information the attached Treasurer's 2017 Statement of Remuneration and Expenses Paid to Council and Local Boards.

Resolution CARRIED

Minutes of Regular Council Meeting

The General Manager, Client Services/Treasurer provided an overview of the report.

e) Proclamation – World Autism Awareness Day – Deputy Clerk

Resolution No. 103-18

Moved by Dan Lynch

Seconded by Walter Stack

That Council proclaim April 2, 2018 as “World Autism Awareness Day” and raise Autism Ontario’s Flag on April 3,2018, due to April 2nd being a Holiday.

Resolution CARRIED

f) Proclamation – National Epilepsy Awareness Day – Deputy Clerk

Resolution No. 104-18

Moved by Frank Dugal

Seconded by Lynn Grinstead

That Council proclaim March 26, 2018 as “National Epilepsy Awareness Day – Purple Day” in the Town of Arnprior.

Resolution CARRIED

11. Committee Reports and Minutes

None

12. Notice of Motions

None

13. Reeve’s Report From County Council

None

14. Correspondence & Petitions

a) Correspondence Package No. I-18-MAR-06

Resolution No. 105-18

Moved by Dan Lynch

Seconded by Tom Burnette

That the Correspondence Package No. I-18-MAR-06 be received as information and filed accordingly.

Resolution CARRIED

Councillor Dan Lynch referred to various items from the Correspondence Package No. 1-18-MAR-06, noting the following:

- Item #1 – Page 1 – Correspondence from Minister of Senior Affairs – Ontario Age Friendly Community Recognition Award
 - In response to Councillor Lynch the CAO noted the Ontario Age-Friendly Community Recognition Award under Category 2, recognizes the Town of Arnprior Age Friendly project undertaken by Town staff in 2015/16.

Minutes of Regular Council Meeting

Given that both the Deputy Clerk and the Town Planner managed the project, which received the award, they attended on behalf of the Town. Additionally, the Chair of the Greater Arnprior Seniors Council, Darrel O'Shaughnessy, is attending the symposium. A press release was issued after the Ministry imposed media blackout was lifted today at 2:00 pm. Council received the press release confidentially on Friday.

- Mayor David Reid noted this is fantastic recognition for the Town of Arnprior.
- Item #5 – Page 10 – Correspondence from the Province of Ontario – Equal Pay for Equal Work – New Rules (April 1, 2018)
 - Business owners are reminded that effective April 1, 2018 the Ontario government has decreed equal pay for equal work between casual, part time, temporary and seasonal workers, and full time and permanent workers.
- Item #6 – Page 21 – Correspondence from Renfrew County Senior Games
 - Resident Seniors are reminded that the County of Renfrew Senior Games commence on May 1, 2018. Participants must register prior to 25 April. Applications are available at Nick Smith Centre. May 16 Arnprior is hosting Carpet Bowling.
- Item #8 – Page 24 – Correspondence from ontrac Employment Resource Services – Job Fair March 28, 2018
 - If you are unemployed there is a “Job Fair” being held at the Parish Hall from 1 to 4 pm. Bring a resume, dress business casual and ready for an interview.
- Item #12 – Page 37 – Ottawa Valley Business – March 20, 2018
 - Congratulations to our very own Paralympian, John Leslie who finished in the top ten in the Men's Snowboard Cross and the Men's Banked Slalom. Also, to go along with that thanks to all the people who attended “The Red Door” event in support of John at the Nick Smith on 27 March. CTV did a great job of covering this event.
- Item #13 – Page 45 & 47 – AMO – Watch File – March 15, 2018
 - AMO has requested Municipal Clerks to make comments on Community Energy Planning, and if selected these individuals will have the opportunity to win one of two \$20.00 Tim Horton Gift Certificates.
 - Nice letter from AMO President, Lynn Dolin with regards to Council's letter regarding the 1% increase in HST.
 - Mayor David Reid noted that AMO did respond in a timely manner to the Town's letter regarding the Local Share Proposal, and their effort is appreciated. The Mayor requested staff prepare a thank you letter to AMO for their response and concerns.
- Item #13 – Page 55 – AMO – News – Cannabis Implementation Municipal Funding
 - Cannabis implementation – Hard to believe but “The immediate arrangement to help with municipal costs is a combination of 40 million plus some cost avoidance for municipalities.

Mayor David Reid referred to the following item from the Correspondence Package No. 1-18-MAR-06, noting the following:

- Item #10 – Page 28-29 – Correspondence from the Greater Arnprior Chamber of Commerce – Awards Gala

Minutes of Regular Council Meeting

- The Gala is on Thursday, April 5, 2018 at 6:00 pm at the Nick Smith Centre.

Reeve Walter Stack referred to the following item from the Correspondence Package No. 1-18-MAR-06, noting the following:

- Item #7 – Page 22-23 – Correspondence from the Pakenham, Ramsey, & Almonte Taxpayers' Advocacy Coalition Inc. (PRATAC)
 - He will continue to send out any information on the Ottawa Valley Recreation Trail, for information.

b) Correspondence Package No. A-18-MAR-06

Resolution No. 106-18

Moved by Lynn Grinstead

Seconded by Ted Strike

That the Correspondence Package No. A-18-MAR-06 be received and the recommendations be brought forward for Council consideration.

Resolution CARRIED

Resolution No. 107-18

Moved by Lynn Grinstead

Seconded by Ted Strike

That Council receive the correspondence from Sylvia Jones, MPP Dufferin-Caledon, dated February 8, 2018;

Whereas the Ministry of Infrastructure has introduced new asset management plan reporting requirements on the frequency and volume of overflows in combined sewers, and a "description of the effluent that is discharged from sewage treatment plants in the municipal wastewater system;" and

Whereas municipalities are already required to send notices to the Ministry of Environment regional offices on the same occurrences; and

Whereas municipalities are already burdened by red tape and there is concern among smaller municipalities about their ability to comply with the new asset management plan requirements.

Therefore, Be It Resolved That Council of the Corporation of the Town of Arnprior supports Sylvia Jones, MPP of Dufferin-Caledon in her request for the burden on municipalities to be reduced by the Ministry of Environment sharing the information on sewage bypasses with the Ministry of Infrastructure; and

Further That this resolution of support be forwarded to the Ministry of Infrastructure, Ministry of Environment, Sylvia Jones, MPP Dufferin-Caledon, and John Yakabuski, MPP Renfrew - Nipissing-Pembroke and the Association of Municipalities of Ontario.

Resolution CARRIED

Councillor Frank Dugal vacated his seat at the Council table at 8:47 pm. and resumed his seat at 8:52 pm.

Minutes of Regular Council Meeting

15. Bylaws/ Resolutions

a) By-laws

Resolution No. 108-18

Moved by Dan Lynch

Seconded by Tom Burnette

That the following by-laws be and are hereby enacted and passed:

- i) By-law No. 6808-18 – Amend Zoning By-law – 23 Arthur Street
- ii) By-law No. 6809-18 – By-law to Appoint E. Moynes, Deputy Treasurer
- iii) By-law No. 6810-18 – By-law to Authorize the Purchase and Installation of a New Arena Condenser at the Nick Smith Centre

Resolution CARRIED

16. Announcements

Reeve Walter Stack noted that in follow-up to the CPAN meeting, which he attended on the Mayor's behalf in Pembroke, they announced that over \$700,000 would be coming forward over three (3) years to Arnprior, Renfrew and Pembroke to assist with Child Poverty in the area, through the Trillium Local Reduction Strategy. Additional information regarding the project is available in the Clerk's Office.

Councillor Dan Lynch made the following announcements:

- Thank you to the owners at 89 John Street North for completing the exterior siding on their building, it looks fantastic.
- Get your cowboy boots shined up. This Saturday, March 31, 2018 is "Ranch Night" at the Nick Smith in support of the Agriculture Society.
- On Friday April 13th the local Cadet Corps are hosting a Fish Fry at the Legion.

The CAO announced that the new Deputy Treasurer, Estelle Moynes, will begin work with us next week, beginning on April 3, 2018.

17. Media Questions

None

18. Closed Session

Resolution No. 109-18 (8:55 pm)

Moved by Lynn Grinstead

Seconded by Ted Strike

That Council move into Closed Session pursuant to Section 239(2)(b) of the Municipal Act, 2001, regarding a personal matter about an identifiable individual including municipal or local board employees (Volunteer and Senior of the Year Awards).

Resolution CARRIED

Resolution No. 110-18 (9:11 pm)

Moved by Lynn Grinstead

Seconded by Frank Dugal

That Council resume to Open Session.

Resolution CARRIED

Minutes of Regular Council Meeting

Resolution No. 111-18

Moved by Lynn Grinstead

Seconded by Tom Burnette

That Council award the Volunteer of the Year Award to Jeanette Grant, to be presented at the Greater Arnprior Chamber of Commerce Gala on April 5, 2018 ;and

Further That Council award the Senior of the Year Award to Mel Porter, with the award to be presented at the Canada Day Celebrations on July 1, 2018.

Resolution CARRIED

19. Confirmatory By-Law

Resolution No. 112-18

Moved by Dan Lynch

Seconded by Tom Burnette

That By-law No. 6811-18 being a By-law to confirm the proceedings of the Regular Meeting of Council held on March 26, 2018 be and it is hereby enacted and passed.

Resolution CARRIED

20. Adjournment

Resolution No. 113-18

Moved by Lynn Grinstead

Seconded by Frank Dugal

That this meeting of Council be adjourned at 9:13 PM.

Resolution CARRIED

David Reid, Mayor

Maureen Spratt, Town Clerk

Minutes of Regular Council Meeting

Resolution No. 111-18

Moved by Lynn Grinstead

Seconded by Tom Burnette

That Council award the Volunteer of the Year Award to Jeanette Grant, to be presented at the Greater Arnprior Chamber of Commerce Gala on April 5, 2018 ;and

Further That Council award the Senior of the Year Award to Mel Porter, with the award to be presented at the Canada Day Celebrations on July 1, 2018.

Resolution CARRIED

19. Confirmatory By-Law

Resolution No. 112-18

Moved by Dan Lynch

Seconded by Tom Burnette

That By-law No. 6811-18 being a By-law to confirm the proceedings of the Regular Meeting of Council held on March 26, 2018 be and it is hereby enacted and passed.

Resolution CARRIED

20. Adjournment


Resolution No. 113-18

Moved by Lynn Grinstead

Seconded by Frank Dugal

That this meeting of Council be adjourned at 9:13 PM.

Resolution CARRIED



David Reid, Mayor



Maureen Spratt, Town Clerk

Appendix A

Town of Arnprior

Water and Wastewater Rate Study

March 26, 2018

Study Purpose

- ❑ Identify all current and future water and wastewater system capital needs;
- ❑ Identify cost recovery options for capital;
- ❑ Estimate future operating costs over the next 10 years; and
- ❑ Recommend new rates to recover the cost of the water and wastewater systems.

Areas of Discussion

- Legislation for Water and Wastewater;
- Existing and Forecasted Customers and Volumes;
- Capital Needs and Financing;
- Lifecycle Costs (Existing Infrastructure);
- Operating Expenditures;
- Rates;
- Policy Matters; and
- Next Steps.

Legislation for Water and Wastewater

Since Walkerton, new legislation has been passed by the Province to enhance the provision of services. These include the following:

- Safe Drinking Water Act;
- Sustainable Water and Sewage Systems Act;
- O.Reg. 453/07 - Safe Drinking Water Act;
- Clean Water Act; and
- Water Opportunities Act.

Further Requirements:

- Municipal Infrastructure Strategy
- Infrastructure for Jobs and Prosperity Act, 2015

Water Opportunities Act, 2010

- The Act provides for the following elements:
 - Foster innovative water, wastewater and stormwater technologies, services and practices in the private and public sectors;
 - Prepare Water Conservation Plans to attain water conservation targets to be established by regulations; and
 - Prepare Sustainability Plans for Water, Wastewater and Stormwater Services.

Water Opportunities Act, 2010

- ❑ On November 29, 2010, Bill 72, The *Water Opportunities Act, 2010* received Royal Assent (note: only Regulation 40/11 - Water Technology Acceleration Project has been passed).
- ❑ Part 3 of the Act provides for the preparation of sustainability plans:
 - The Act extends from the water financial plans and requires a more detailed review of the water financial plan and requires a full plan for wastewater and storm water services; and
 - Regulations will provide performance targets for each service – these targets may vary based on the jurisdiction of the regulated entity or the class of entity.

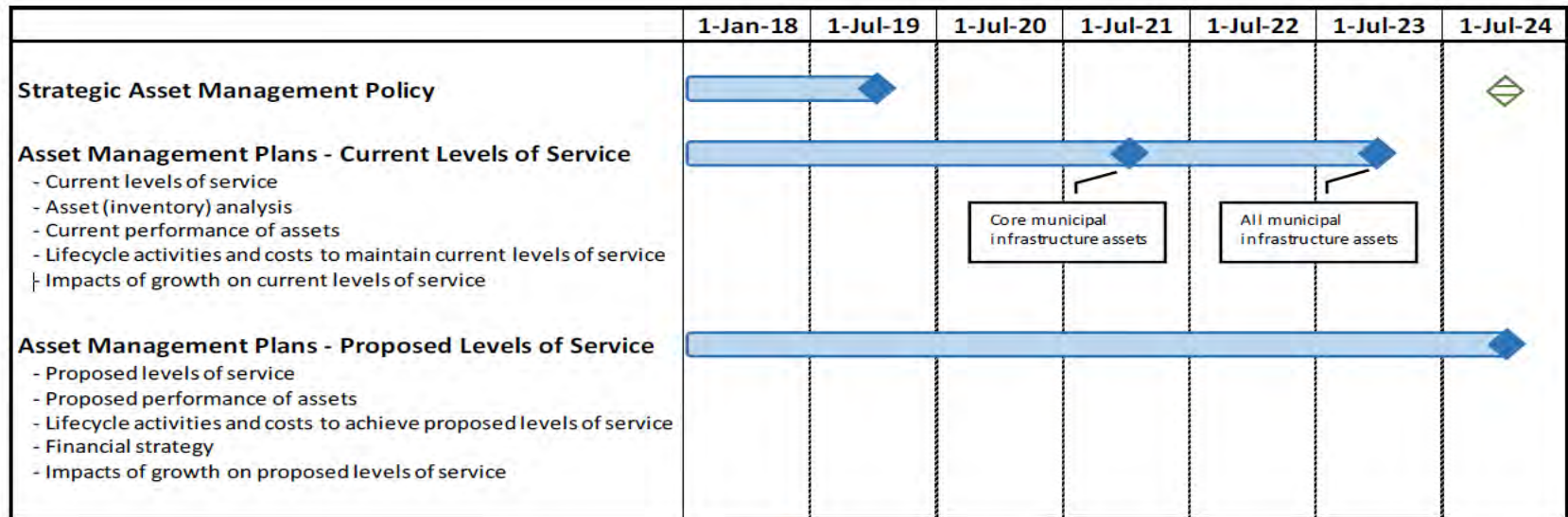
Water Opportunities Act, 2010

- The Financial Plan shall include:
 - An asset management plan for the physical infrastructure;
 - A financial plan;
 - For water, a conservation plan;
 - An assessment of risks that may interfere with the future delivery of the municipal service, including, if required by the regulations, the risks posed by climate change and a plan to deal with those risks; and
 - Strategies for maintaining and improving the municipal service to ensure future demand can be satisfied, consider technologies to improve the service and potential increased co-operation with other municipal service providers.

- ❖ The rate study would provide inputs required to complete the Financial Plan required for licensing approval

Infrastructure for Jobs and Prosperity Act (IJPA), 2015

- On December 27, 2017, the Province of Ontario released Ontario Regulation 588/17 under IJPA and has 3 phases that municipalities must meet:
 - Every municipality in Ontario will have to prepare a strategic asset management policy by July 1, 2019. Municipalities will be required to review their strategic asset management policies at least every five years, and make updates as necessary;



Deadline for completion
 Update

Infrastructure for Jobs and Prosperity Act (IJPA), 2015

- Phase 1 – Asset Management Plan (by July 1, 2021):
 - For **core assets** – Municipalities must have the following:
 - Inventory of assets;
 - Current levels of service measured by standard metrics; and
 - Costs to maintain levels of service.

- Phase 2 – Asset Management Plan (by July 1, 2023):
 - Same steps as Phase 1 but for **all assets**.

- Phase 3 – Asset Management Plan (by July 1, 2024):
 - Builds on Phase 1 and 2 by adding:
 - Proposed levels of service; and
 - Lifecycle management and Financial strategy

2017 Rates

Town of Arnprior		
2017 - Water Billing Rates		
Monthly Base Charge		
5/8"	\$	11.00
3/4"	\$	15.03
1"	\$	26.16
1 1/2"	\$	46.48
2"	\$	75.28
3"	\$	135.50
4"	\$	313.68
6"	\$	608.65
8"	\$	966.53
Volume Charge		
\$	1.640	per m ³

Town of Arnprior		
2017 - Wastewater Billing Rates		
Monthly Base Charge		
5/8"	\$	11.00
3/4"	\$	15.03
1"	\$	26.16
1 1/2"	\$	46.48
2"	\$	75.28
3"	\$	135.50
4"	\$	313.68
6"	\$	608.65
8"	\$	966.53
Volume Charge		
\$	1.410	per m ³

Present 2018 Rates

Town of Arnprior		
2018 - Water Billing Rates		
Monthly Base Charge		
5/8"	\$	12.00
¾"	\$	16.40
1"	\$	28.53
1 ½"	\$	50.71
2"	\$	82.12
3"	\$	147.81
4"	\$	342.20
6"	\$	663.99
8"	\$	1,054.40
Volume Charge		
\$	1.660	per m ³

Town of Arnprior		
2018 - Wastewater Billing Rates		
Monthly Base Charge		
5/8"	\$	12.00
¾"	\$	16.40
1"	\$	28.53
1 ½"	\$	50.71
2"	\$	82.12
3"	\$	147.81
4"	\$	342.20
6"	\$	663.99
8"	\$	1,054.40
Volume Charge		
\$	1.430	per m ³

Customer Profile

Town of Arnprior Customer Profile

Metered	Water	Wastewater
5/8"	3,268	3,198
3/4"	42	41
1"	32	32
1 1/2"	31	31
2"	32	32
3"	1	1
4"	4	4
6"	1	1
8"	1	1
Total	3,412	3,341

Water (and Wastewater) Forecast Users and Billable Volumes

Have assumed an average of 155 m³ per customer for future flows.

Water Customer Forecast	2018	2019	2020	2021	2022	2023	2024	2025	2026	2027
Existing	3,412	3,412	3,412	3,412	3,412	3,412	3,412	3,412	3,412	3,412
New - Growth	39	116	193	279	374	469	564	659	740	807
Total	3,451	3,528	3,605	3,691	3,786	3,881	3,976	4,071	4,152	4,219

Water Volume Forecast (m ³)	2018	2019	2020	2021	2022	2023	2024	2025	2026	2027
Existing	1,153,560	1,153,560	1,153,560	1,153,560	1,153,560	1,153,560	1,153,560	1,153,560	1,153,560	1,153,560
New	6,045	17,980	29,915	43,245	57,970	72,695	87,420	102,145	114,700	125,085
Total	1,159,605	1,171,540	1,183,475	1,196,805	1,211,530	1,226,255	1,240,980	1,255,705	1,268,260	1,278,645

Wastewater Customer Forecast	2018	2019	2020	2021	2022	2023	2024	2025	2026	2027
Existing	3,341	3,341	3,341	3,341	3,341	3,341	3,341	3,341	3,341	3,341
New - Growth	39	116	193	279	374	469	564	659	740	807
Total	3,380	3,457	3,534	3,620	3,715	3,810	3,905	4,000	4,081	4,148

Wastewater Flows Forecast (m ³)	2018	2019	2020	2021	2022	2023	2024	2025	2026	2027
Existing	1,142,843	1,142,843	1,142,843	1,142,843	1,142,843	1,142,843	1,142,843	1,142,843	1,142,843	1,142,843
New	6,045	17,980	29,915	43,245	57,970	72,695	87,420	102,145	114,700	125,085
Total	1,148,888	1,160,823	1,172,758	1,186,088	1,200,813	1,215,538	1,230,263	1,244,988	1,257,543	1,267,928

Note: Above flows are water flows on which the wastewater billing will be calculated

Customer = Household

Capital Infrastructure

- ❑ Capital needs were identified by Town staff based on Council approved documents such as the Asset Management Plan, Long Range Capital Forecast, and Master Plans
- ❑ Works were identified based on 2017 and 2018 budgets, and 2018 to 2027 capital forecast and review of capital infrastructure replacement
- ❑ Capital works were identified by
 - Need;
 - Timing; and
 - Costs.
- ❑ The following capital listing is provided – costs have been spread evenly over the forecast period

Water Capital System Needs 2018 – 2027 (\$10.49 million - Uninflated)

Description	Total 2018 - 2027	Years Undertaken	Description	Total 2018 - 2027	Years Undertaken
Capital Expenditures			Capital Expenditures		
Town Hall General Maintenance (16.7% Water)	5,010	2018	Studies:		
Engineering Standards and Specifications (33.3% Water)	6,660	2018	Water & Wastewater Model Update (Water Portion - 50%)	67,500	2018-2022, 2024-2027
Asset Management Software (25% Water) - Less Federal Grant	2,625	2018	Water & Wastewater Study (Water Portion - 50%)	62,500	2023
William St W Reconstruction (24% Water)	222,000	2018	Growth-Related Portion¹:		
#121 Water Works Van (1998) (50% W & 50% WW)	47,500	2018	William St W Reconstruction	277,500	2018
William St W Reconstruction - Division St to Edward St - Watermain, sanitary, road and sidewalks.	222,000	2019	William St W Reconstruction - Division St to Edward St - Watermain, sanitary, road and sidewalks.	277,500	2019
Alicia Street Reconstruction - Watermain, sanitary, road and sidewalks.	483,000	2020-2021	Madawaska Street (Elgin to Daniel) Full Reconstruction (new ss, new wm, streetscaping/ landscaping, lighting)	184,000	2026-2027
Hugh St. S. from William St. W to Dead end Full Recons; Sewer Sep, watermain, sidewalk on one side only	155,000	2021-2022	Field Watermain - WFP to Fairview Cr	47,000	2019-2020
Hugh St. N. from McGonigal to Saint Johns Way; Full reconstruction, WM, sewer separation, sidewalk one side only.	192,400	2024-2025	River Crossing 400mm Replacement	510,000	2021-2022
Albert St. Full Reconstruction and Sewer Separation	810,000	2025-2026	Daniel Street WM Replacement (Pt 2) - Charles St. to Staye Court Dr. (400mm)	413,650	2022-2023
Madawaska Street (Elgin to Daniel) Full Reconstruction (new ss, new wm, streetscaping/ landscaping, lighting)	528,000	2026-2027	Caruso (Norma to Ida) - Upsize Watermain 300mm	24,000	2027
Third Avenue from Riverview Dr. to McNab St. Full Recons; narrow road from 10m to 8.5.m wide, sidewalk on one side only, wm and ss replacement.	577,500	2023-2024	Provisional Reliability Links - Watermains	750,000	2018-2027
First Avenue Full Recon. - Bridge St. to End	340,000	2024-2025	Total Capital Expenditures	10,491,295	
# 1 Half ton (2004)	12,500	2019			
#10 Water Plant Van (2009)	12,500	2024			
Water Meter Reading Equipment	12,000	2021			
Field Watermain - WFP to Fairview Cr	423,000	2019-2020			
River Crossing 400mm Replacement	1,190,000	2021-2022			
Daniel Street WM Replacement (Pt 2) - Charles St. to Staye Court Dr. (400mm)	1,384,950	2022-2023			
Caruso (Norma to Ida) - Upsize Watermain 300mm	216,000	2027			
Reservoir Cleaning	10,000	2025			
Filter media in all 3 filters	75,000	2021			
Repair and repaint of tower	200,000	2019			
Provisional Reliability Links - Watermains	750,000	2018-2027			

¹ For projects that contain a growth-related portion, we have separated them to ensure they are only funded through DCs and not the rates

Wastewater Capital System Needs 2018–2027 (\$4.26 million - Uninflated)

Description	Total 2018 - 2027	Years Undertaken
Capital Expenditures		
Town Hall General Maintenance (16.7% WW)	5,010	2018
Engineering Standards and Specifications (33.3% WW)	6,660	2018
Asset Management Software (25% WW) - Less Federal Grant	2,625	2018
William St W Reconstruction (20% WW)	185,000	2018
#121 Water Works Van (1998) (50% W & 50% WW)	47,500	2018
Rolling Storm Contril Measures	10,000	2018
William St W Reconstruction - Division St to Edward St - Watermain, sanitary, road and sidewalks.	185,000	2019
Alicia Street Reconstruction - Watermain, sanitary, road and sidewalks.	362,250	2020-2021
Craig Street from William St. W to Mary Street Full Recons; Sewer Sep, sidewalk on one side only	214,500	2020-2021
Hugh St. S. from William St. W to Dead end Full Recons; Sewer Sep, watermain, sidewalk on one side only	310,000	2021-2022
Hugh St. N. from McGonigal to Saint Johns Way; Full reconstruction, WM, sewer seperation, sidewalk one side only.	162,800	2024-2025
Albert St. Full Reconstruction and Sewer Separation	750,000	2025-2026
Madawaska Street (Elgin to Daniel) Full Reconstruction (new ss, new wm, streetscaping/ landscaping, lighting)	559,200	2026-2027
Third Avenue from Riverview Dr. to McNab St. Full Recons; narrow road from 10m to 8.5.m wide, sidewalk on one side only, wm and ss replacement.	511,500	2023-2024
First Avenue Full Recon. - Bridge St. to End	300,000	2024-2025
# 1 Half ton (2004)	12,500	2019
#10 Water Plant Van (2009)	12,500	2024
#15 5 ton sewage truck (1999)	110,000	2021
Sewer Camera	15,000	2021
Aerator Diffuser replacement	17,000	2025
Final Clarifier chain and flight	16,000	2019
Scada 3 - Allen-Bradley PLC 500 processors	60,000	2019
Studies:		
Water & Wastewater Model Update (Wastewater Portion - 50%)	67,500	2018-2022, 2024-2027
Water & Wastewater Study (Wastewater Portion - 50%)	62,500	2023
Growth-Related Portion¹:		
William St W Reconstruction	277,500	2018
Total Capital Expenditures	4,262,545	

¹ For projects that contain a growth-related portion, we have separated them to ensure they are only funded through DCs and not the rates

Capital Financing Options

- ✓ Reserves
- ✓ Development Charges
- ❖ Operating Budget Transfers (Funding Reserves)
- ❑ Debt
- ❑ Grants
- ❑ Municipal Act (Part 12)

Reserve Balances – December 31, 2017

Reserve	Dec. 31 2017
Water	
Capital Reserve	(964,779)
Development Charges Reserve Fund	(706,702)
Wastewater	
Capital Reserve	919,404
Development Charges Reserve Fund	255,424

Proposed Capital Financing Programs 2018–2027 (Inflated \$)

Description	Water 2018-2027	Wastewater 2018-2027
Capital Financing		
Provincial/Federal Grants	-	-
Development Charges Reserve Fund	2,740,000	283,000
Non-Growth Related Debenture Requirements	-	-
Growth Related Debenture Requirements	-	-
Operating Contributions	-	-
Lifecycle Reserve Fund	-	-
Water/Wastewater Reserve	9,009,000	4,526,000
Total Capital Financing	11,749,000	4,809,000

Lifecycle Infrastructure Costs

- ❑ The age of the water system dates back to the mid 1900's;
- ❑ The age of the wastewater system date back to the early 1910's;
- ❑ Total value of existing water infrastructure is \$71.08 million;
- ❑ Total value of existing wastewater infrastructure is \$81.29 million;
- ❑ This provides for a “per customer” investment by the Town of \$20,834 for water and \$24,333 for wastewater.

Summary of Water and Wastewater Asset Inventory

Town of Arnprior

Summary of Water and Wastewater Infrastructure

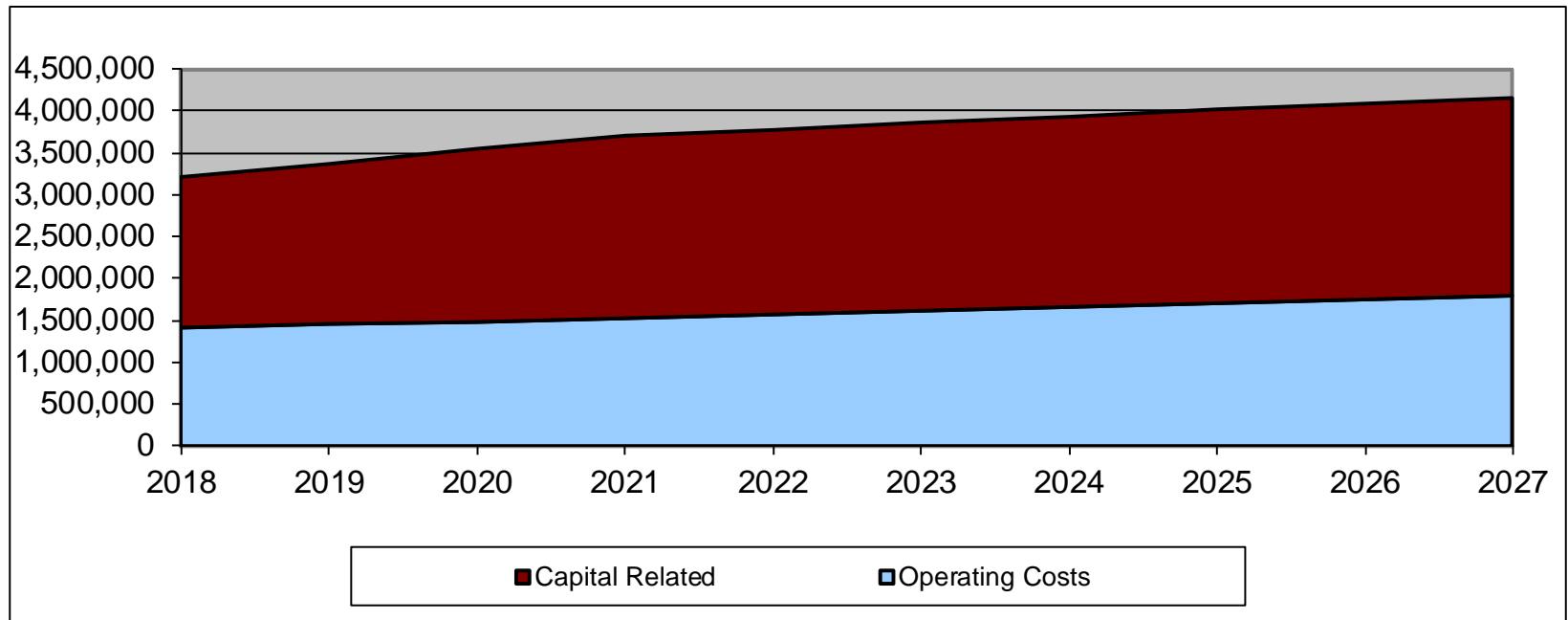
Area	Total Replacement Value	Suggested amount to be included in 10 year forecast based on estimated life.	Amount included in 10 year forecast	Net Replacement for Future Lifecycle	Annual Lifecycle Replacement
Water					
Water Facilities	31,570,446	154,107	} 8,007,645	} 66,558,987	1,649,654
Watermains	35,319,590	4,345,682			1,229,543
Valves	1,020,853	9,941			38,336
Hydrant Lead	547,080	775			19,868
Hydrant	1,385,338	4,384			50,619
Water Meters	1,240,732	10,163			89,890
Total Water	71,084,039	4,525,052	8,007,645	66,558,987	3,077,910
Wastewater					
Wastewater Facilities	43,036,931	5,254,744	} 4,262,545	} 71,479,702	1,916,389
Sanitary Sewers	33,945,074	4,502,469			1,101,472
Manholes	3,674,468	5,579			136,308
Catch Basin	447,931	26,663			19,330
Catch Basin Lead	179,033	14,280			7,575
Equipment	14,042	14,042			-
Total Wastewater	81,297,477	9,817,776	4,262,545	71,479,702	3,181,074
Total	152,381,517	14,342,828	12,270,190	138,038,689	6,258,985

Investment per customer is \$20,834 for water and \$24,333 for wastewater

Operating Budgets

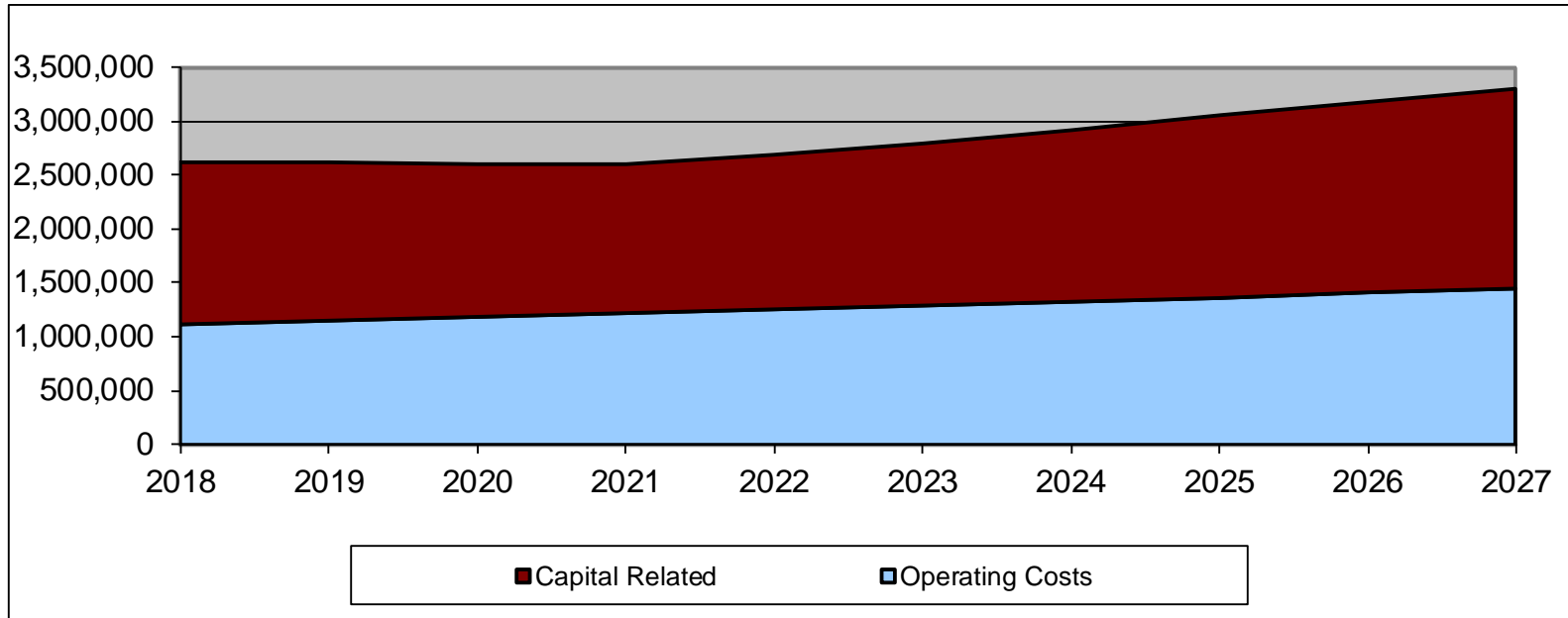
- Operating expenditures are increasing over the forecast to recognize:
 - Inflationary Impacts
 - 5% for Materials and Utilities
 - 2% all other

Water Operating Budget



Description	2018	2019	2020	2021	2022	2023	2024	2025	2026	2027
Operating Costs	1,408,950	1,446,600	1,485,200	1,525,000	1,566,400	1,609,100	1,653,000	1,698,200	1,744,800	1,793,200
Capital Related	1,798,458	1,924,919	2,056,512	2,177,771	2,212,703	2,248,036	2,283,355	2,317,998	2,345,259	2,363,924
Total	3,207,408	3,371,519	3,541,712	3,702,771	3,779,103	3,857,136	3,936,355	4,016,198	4,090,059	4,157,124

Wastewater Operating Budget



Description	2018	2019	2020	2021	2022	2023	2024	2025	2026	2027
Operating Costs	1,122,740	1,154,000	1,186,300	1,219,800	1,254,300	1,289,900	1,326,900	1,365,100	1,404,700	1,445,600
Capital Related	1,498,896	1,456,278	1,413,817	1,372,523	1,426,554	1,507,416	1,594,460	1,685,975	1,777,466	1,861,026
Total	2,621,636	2,610,278	2,600,117	2,592,323	2,680,854	2,797,316	2,921,360	3,051,075	3,182,166	3,306,626

Rate Structure - Water

- Due to the reserve deficit in Water, the recovery from both the Base Charges and the Volume Rate required large increases over the first few years in order to recover from the reserve deficit.
- Post 2021, all increases are at 2% on the Base Charge while keeping the volume rate constant.

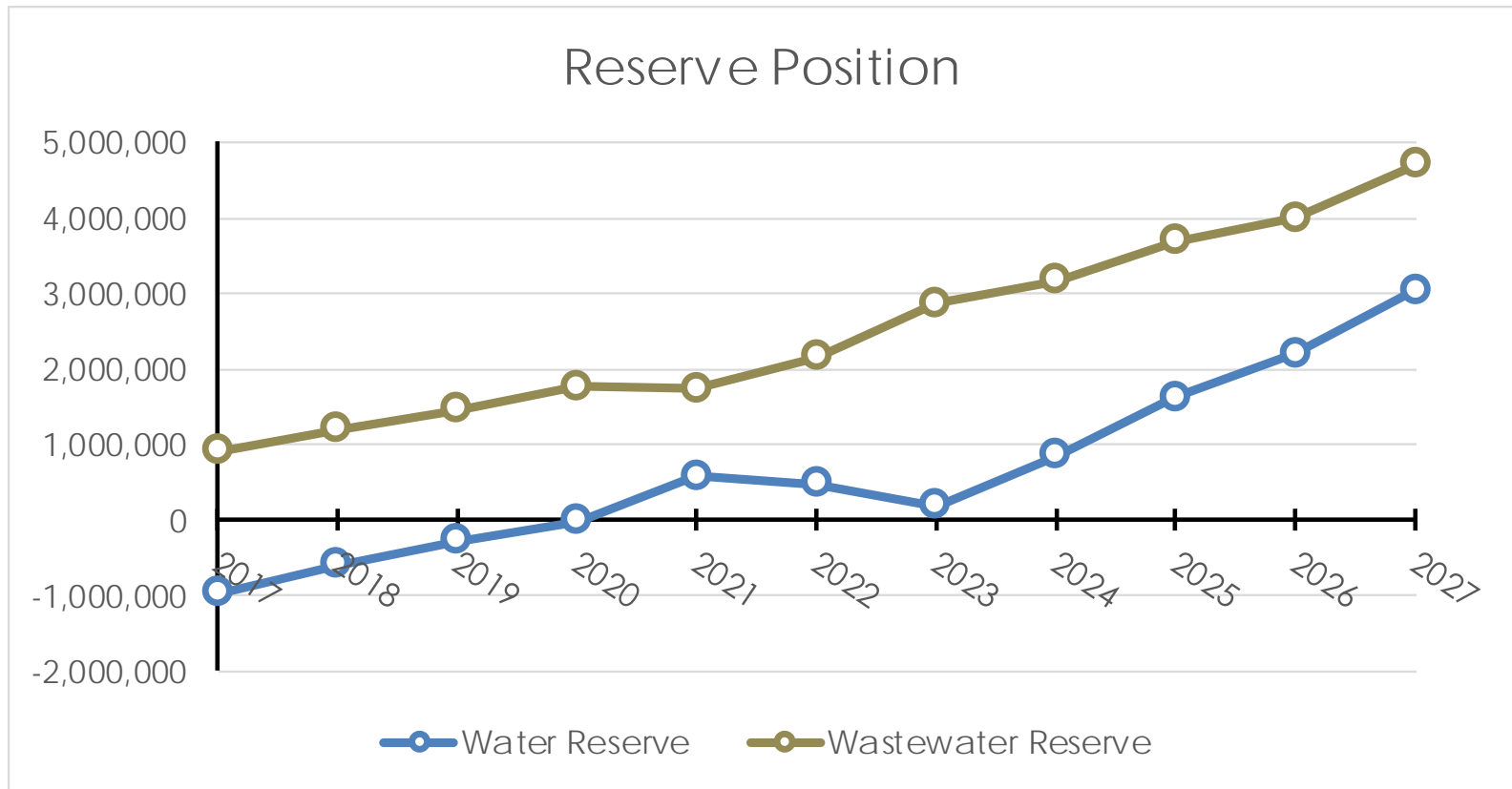
	2017	2018	2019	2020	2021	2022	2023	2024	2025	2026	2027
Water:											
Base Charge 5/8" (monthly)	\$11.00	\$14.93	\$16.61	\$18.33	\$20.63	\$21.14	\$21.66	\$22.18	\$22.69	\$23.21	\$23.73
Annual	132.00	179.16	199.32	219.96	247.56	253.68	259.92	266.16	272.28	278.52	284.76
% Increase		36%	11%	10%	13%	2%	2%	2%	2%	2%	2%
Annual use (155m ³)	155	155	155	155	155	155	155	155	155	155	155
Water Rate	1.64	1.68	1.72	1.76	1.76	1.76	1.76	1.76	1.76	1.76	1.76
Volume Charge	254.06	260.40	266.60	272.80	272.80	272.80	272.80	272.80	272.80	272.80	272.80
% Increase		2%	2%	2%	0%	0%	0%	0%	0%	0%	0%
Total Water	386.06	439.56	465.92	492.76	520.36	526.48	532.72	538.96	545.08	551.32	557.56
% Increase		14%	6%	6%	6%	1%	1%	1%	1%	1%	1%

Rate Structure - Wastewater

- For wastewater, the opposite from water is observed. The reserve is in a great position and therefore, the recovery from the Volume Rate was decreased over the first few years. However, in order to secure a more stable revenue source for the Town, the Base Charges were increased over the forecast period.

	2017	2018	2019	2020	2021	2022	2023	2024	2025	2026	2027
Wastewater:											
Base Charge 5/8" (monthly)	\$11.00	\$11.22	\$11.44	\$11.67	\$11.91	\$13.98	\$15.59	\$17.28	\$19.03	\$20.84	\$22.73
Annual	132.00	134.64	137.33	140.08	142.88	167.82	187.14	207.32	228.38	250.11	272.75
% Increase		2%	2%	2%	2%	17%	12%	11%	10%	10%	9%
Annual use (155m ³)	155	155	155	155	155	155	155	155	155	155	155
Wastewater Rate	1.41	1.19	1.15	1.11	1.07	1.03	1.03	1.03	1.03	1.03	1.03
Volume Charge	219	184	178	172	166	160	160	160	160	160	160
% Increase		-16%	-3%	-3%	-4%	-4%	0%	0%	0%	0%	0%
Total Wastewater	350.55	319.09	315.58	312.13	308.73	327.47	346.79	366.97	388.03	409.76	432.40
% Increase		-9%	-1%	-1%	-1%	6%	6%	6%	6%	6%	6%

Water and Wastewater Reserve Balance Position



Rate Structure - Combined

- ❑ The rates for water and wastewater have opposite trends over the forecast period, but the ultimate result is for the Town's overall bill to have an annual increase of 3% per year.
- ❑ Also, the forecast has been constructed to shift the revenue recovery through the fixed charged rather than the volume rates.
- ❑ By 2027, the water fixed revenue component would account for 33% of water revenues.
- ❑ Similarly, the wastewater fixed revenue component would account for 39% of wastewater revenues.

Residential Rate Forecast and Average Total Bill (Based on 155m³ Annual Volumes)

Forecast Water and Wastewater Bills based on an average Billable volumes of 155m³

	2017	2018	2019	2020	2021	2022	2023	2024	2025	2026	2027
Water:											
Base Charge 5/8" (monthly)	\$11.00	\$14.93	\$16.61	\$18.33	\$20.63	\$21.14	\$21.66	\$22.18	\$22.69	\$23.21	\$23.73
Annual	132.00	179.16	199.32	219.96	247.56	253.68	259.92	266.16	272.28	278.52	284.76
% Increase		36%	11%	10%	13%	2%	2%	2%	2%	2%	2%
Annual use (155m ³)	155	155	155	155	155	155	155	155	155	155	155
Water Rate	1.64	1.68	1.72	1.76	1.76	1.76	1.76	1.76	1.76	1.76	1.76
Volume Charge	254.06	260.40	266.60	272.80	272.80	272.80	272.80	272.80	272.80	272.80	272.80
% Increase		2%	2%	2%	0%	0%	0%	0%	0%	0%	0%
Total Water	386.06	439.56	465.92	492.76	520.36	526.48	532.72	538.96	545.08	551.32	557.56
% Increase		14%	6%	6%	6%	1%	1%	1%	1%	1%	1%
Wastewater:											
Base Charge 5/8" (monthly)	\$11.00	\$11.22	\$11.44	\$11.67	\$11.91	\$13.98	\$15.59	\$17.28	\$19.03	\$20.84	\$22.73
Annual	132.00	134.64	137.33	140.08	142.88	167.82	187.14	207.32	228.38	250.11	272.75
% Increase		2%	2%	2%	2%	17%	12%	11%	10%	10%	9%
Annual use (155m ³)	155	155	155	155	155	155	155	155	155	155	155
Wastewater Rate	1.41	1.19	1.15	1.11	1.07	1.03	1.03	1.03	1.03	1.03	1.03
Volume Charge	219	184	178	172	166	160	160	160	160	160	160
% Increase		-16%	-3%	-3%	-4%	-4%	0%	0%	0%	0%	0%
Total Wastewater	350.55	319.09	315.58	312.13	308.73	327.47	346.79	366.97	388.03	409.76	432.40
% Increase		-9%	-1%	-1%	-1%	6%	6%	6%	6%	6%	6%
Total W & WW Bill (annual)	736.61	758.65	781.50	804.89	829.09	853.95	879.51	905.93	933.11	961.08	989.96
Annual Combined % increase		3.0%	3.0%	3.0%	3.0%	3.0%	3.0%	3.0%	3.0%	3.0%	3.0%

Comparison of Residential Annual Water and Wastewater Bill (based on 155 m³)

Municipality	Water	Wastewater	Total	Rank
Bonnechere Valley	\$ 642.84	\$ 642.84	\$ 1,285.68	1
Renfrew	\$ 585.51	\$ 599.75	\$ 1,185.26	2
Smith Falls	\$ 556.26	\$ 567.18	\$ 1,123.44	3
Pembroke	\$ 406.40	\$ 661.20	\$ 1,067.60	4
Mississippi Mills	\$ 492.13	\$ 492.13	\$ 984.26	5
Carleton Place	\$ 436.16	\$ 436.16	\$ 872.32	6
Ottawa	\$ 349.00	\$ 418.79	\$ 767.79	7
Arnprior (Current 2018)	\$ 401.30	\$ 365.65	\$ 766.95	8
Arnprior (Calculated 2018)	\$ 439.56	\$ 319.09	\$ 758.65	9
Brockville	\$ 265.64	\$ 489.91	\$ 755.55	10
Arnprior (2017)	\$ 386.20	\$ 350.55	\$ 736.75	11
Petawawa	\$ 315.08	\$ 397.64	\$ 712.72	12
North Dundas	\$ 266.43	\$ 412.97	\$ 679.40	13
Laurentian Valley	\$ 500.00	\$ -	\$ 500.00	14

Matters for Council's Consideration

1. Consider the Capital Program;
2. Consider the Operating Program;
3. Consider the Proposed Water Rates; and
4. Consider the Proposed Wastewater Rates.